

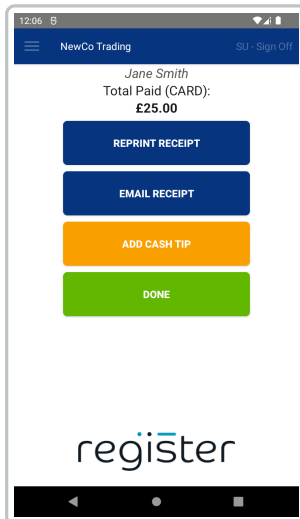
? How to Email a Receipt

Last Modified on 27/08/2025 1:59 pm BST

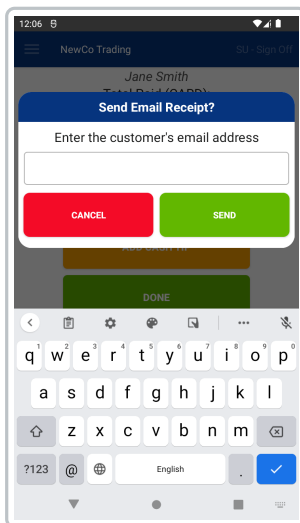
If enabled by your **Solution Provider**, the system will display an **EMAIL RECEIPT** button on the **Transaction Summary** screen.

✉ Sending an Email Receipt:

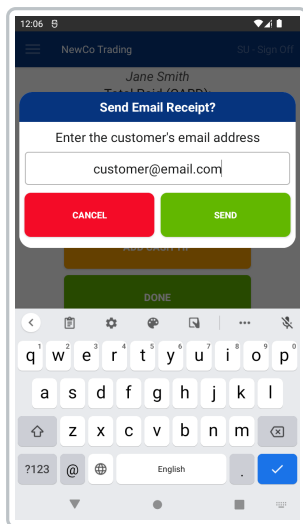
- Tap the **EMAIL RECEIPT** button



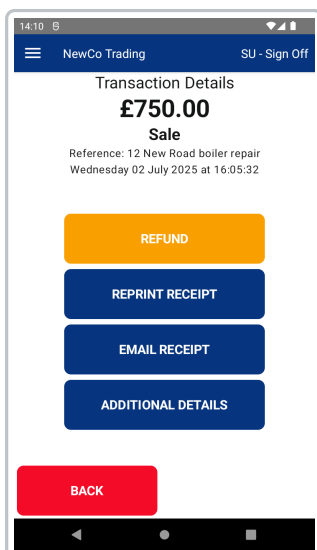
- Enter the customer's email address



- Tap **SEND** to email the receipt



You can also resend email receipts from the **Transaction Summary** or **Transaction History** screens using the same button.



⚙ Configuration Notes:

- Please contact your solution provider if you need assistance with configuring email receipts.



For privacy:

Email addresses are not stored or saved in the system.