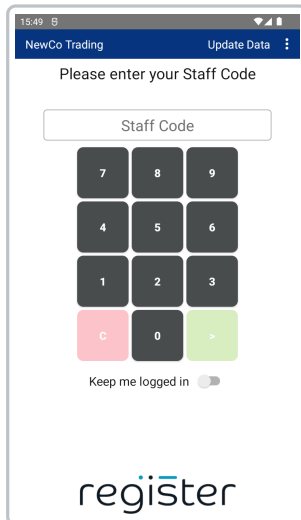


# ? Logging In

Last Modified on 27/08/2025 12:04 pm BST

## 1. Enter Your Staff Code

To log in, simply enter your **Staff Code** and tap the **Next ( > )** button.



## 2. Default Staff Accounts


Your terminal comes pre-configured with two staff accounts:

- **POS Supervisor** – Staff Code: 0001
- **POS User** – Staff Code: 0002

## 3. Welcome Screen

On your first login, you'll see a Welcome screen. This may include a brief message or a video.

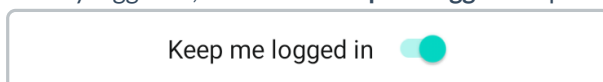
Just tap **CONTINUE** to go to the main screen.



## 4. Automatic Logout

The system will automatically logout after a set period of inactivity.

To stay logged in, switch the **Keep me logged in** option to **On**.



🔗 Need help customizing your setup?

- 🔗 [Learn how to add Staff Members](#)
  - 🔗 [Learn how to change Staff Codes](#)
  - 🔗 [Learn how to adjust the auto logout settings](#)
- 

🔗 Want to watch the Getting Started video again?

---